

KOSMO EMBLEMA MOTORHOMES



STANDARD KOSMO EMBLEMA MOTORHOMES DATA

Standard chassis		Fiat Ducato 35 Light
Engine displacement	cc	2.287
Maximum power	kW (hp)	103 (140)
Towable mass ^(H)	kg	2.000
Fresh water tank capacity (antifreeze) ^(K)	l	90 + 20
Waste water recovery tank capacity	l	90
Hot air channeled heating system	kW	6

Model shown: Kosmo Emblema 909 LE



EQUIPMENT



CHASSIS

- Fiat Ducato mechanics, Turbo Diesel Common Rail, Euro 6d Temp
- Engine Fiat 2,3 L 140 HP
- Front wheel drive
- 16" Alloy wheels
- Enlarged rear track
- Electronic Stability Control: ESP specific for campers, ABS, ASR, Hill Holder and Roll Over Mitigation
- Front and rear sway bar
- 6-speed + 1 manual gearbox
- Driver airbag
- 75 l diesel tank
- Driver door with electric window lift
- Exterior mirror in black, bus-type, heated, electrically adjustable (wide angle lens included) and integrated radio antenna
- Day lights, headlight levellers
- 12 V and USB outlet in cab (max 180 W)
- Bottle holder on dashboard
- Swivel cab seating with armrests, seatbelts, adjustable in height, backrest and fabric coordinated with living room
- Adjustable height steering wheel
- Carpet for driving cab
- Multimedia system with 2Din radio, speakers in driver's cabin and living room, satellite navigation system, rear view camera

DESIGN & BODYWORK

- Walls and roof highly insulated with EPS polystyrene foam, roof lined in hail protection fibreglass, aluminium external walls, anti-yellowing
- Fibreglass sub-floor for maximum resistance to gravel and weathering over time
- Drivers door in cab with safety lock in open position
- Automotive headlights, rear side skirts consisting of more pieces to make repair works easier
- High quality, flat frame windows with aluminium frame, blind and mosquito net
- Premium XL living space door with centralised closure, remote control, window, blind, storage compartment and sliding mosquito net

- Aluminium underbody skirts
- External LED light
- Emblema customised exterior graphics
- Centralised door closure with remote control
- Garage with 150 kg payload capacity, low floor with non-slip coating, lighting, heating, rails with load hooks that can be repositioned as required, power socket, double external and internal access door
- Front windshield, 1 piece, in fibreglass with integrated maxi opening roof-light

KITCHEN & BATHROOM

- Trivalent 140 L refrigerator with automatic energy source selection (AES)
- Scratch and fingerprint resistant kitchen and table tops
- Kitchen window design panel combined with the worktop
- Dark glass protection panels for kitchen walls
- High gloss white kitchen furniture with storage space and internal shelves with anti-fall edge
- Chromed sink in stainless steel sink with sink cover including chopping board that can also be used as an additional wall shelf (depending on the version)
- Indirect lighting under kitchen top
- 3-burner stove in stainless steel with tempered glass lid
- Automatic soft-close drawers
- Chrome metal spice rack shelf
- 230 V outlet in kitchen
- 40 x 40 cm roof-light in kitchen
- Extractor hood in kitchen
- Toilet with swivel cup and removable cassette 18 litres (frost-resistant)
- Bathroom door also to be used as a separation for the centre of the passenger compartment
- Possibility of toilet/shower fitting using the front hinged door and rear sliding door (Emblema 909 LE, 912 E)
- Bathroom with wooden furniture, large washbasin unit, independent shower with thermoformed interior, separation through methacrylate doors, equipped column, porthole and retractable roof rack

- Large floor storage compartment
- Shower platform, nautic style
- Toilet with window, blind and mosquito net

SYSTEMS

- 100% LED lighting
- Heating 6kW and boiler with heat distribution and ducting throughout the interior, including rear garage and driver's cabin, programmable digital control panel
- Two USB outlets in the rear bedroom
- Area for recharging mobile phones and tablets at entrance: support compartment, double USB outlet
- Electrical system with automatic battery charger 18 A, maintenance-free high-performance service battery 95 A, on-board control panel with LED display
- Gas compartment for two 10 kg cylinders, steel gas pipes, safety isolating valves
- Internal potable water tank, 110 l capacity, easily accessible for cleaning and inspection, high-capacity electric immersion water pump
- Exhaust pipes with anti-odour siphons, recovery tank complete with external vent
- Insulated and heated waste water tank

INTERIOR & COMFORT

- Entrance area with large integrated step and courtesy handle
- Multi-level indirect lighting in driving cab and lounge
- Comfortable internal headroom with 213 cm
- Furniture design Noce Italiano
- Noto upholstery
- Hanging doors in glossy white design, metal handles and high quality mechanical components
- Living room with upholstery and home comforts, adjustable headrests and cushions with removable lining

EQUIPMENT

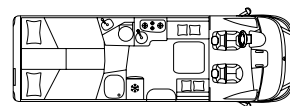
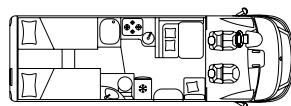
- Face-to-face living for Emblema 909 LE and 912 E
- Anti-condensation walls and ventilation in the furniture for an ideal spread of the heat generated by the heating system
- Ergonomic table with moving top and easy handling. Folding table top for Emblema 909 LE and 912 E
- • Maxi panoramic roof-light above the lounge (70x50 cm)
- • Shoe compartment at living space entry (Emblema 909 E)
- Blinds insulated for windscreen and driver's cabin windows
- Front drop-down bed with slats and high comfort mattress, courtesy awning, roof-light with transparent dome, double reading lights, shelf and separation curtain for maximum privacy
- Area under drop-down bed with indirect light and reading lights
- Manually height-adjustable rear bed (Emblema 912 E)
- Rear beds with wooden staves, high quality, breathable mattresses with machine washable stretch lining
- Customised rear headboard complete with indirect LED lighting
- Panels and padded storage pockets dedicated to the sleeping area
- Adjustable reading lights on rear beds
- Roof-light with transparent dome above rear bedroom

STANDARD SETTINGS FOR:

- Tow hitch
- Reversing camera
- TV in living area



OVERVIEW OF ALL MODELS



MODELS

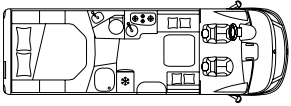
909 E

909 LE

Maximum power	kW (hp)	103 (140)	104 (140)
External length / width / height ^(D, E)	cm	741 / 233 / 294	741 / 233 / 294
Internal width / height	cm	218 / 213	218 / 213
Weight in running order ^(J)	kg	3.052	3.078
Payload (approx.) ^(F)	kg	448 ^S / 598 ^O	422 ^S / 572 ^O
Maximum total weight	kg	3.500 ^S / 3.650 ^O	3.500 ^S / 3.650 ^O
Type-approved seats ^(B)		4 ^S / 5 ^O	4 ^S
Wall / roof / floor (thickness)	mm	34 / 33 / 49	34 / 33 / 49
Garage dimensions (W x H x L)	cm	218 x 121 x 109	218 x 118 x 109
Right hatch / left hatch (W x H)	cm	93 x 115 / 93 x 115	93 x 115 / 93 x 115
Berths		4 ^S + 1 ^O	4 ^S + 1 ^O
Right side rear bed / left side rear bed	cm	207 x 80 / 200 x 80	205 x 80 / 210 x 80
Rear double bed	cm	O	O
Manually height-adjustable double rear bed with wooden staves	cm	-	-
Dinette bed	cm	200 x 115 ^O	200 x 115 ^O
Drop-down bed with wooden staves	cm	196 x 150	196 x 150
Refrigerator with automatic source selection and external inspection grid	l	140	140
Transparent roof-light in bathroom	cm	28 x 28	28 x 28
12 V sockets / 230 V sockets / USB socket		2 / 6 / (1+2)	1 / 5 / (1+2)
TV sockets in living room - rear bedroom		1 / -	1 / -

OPTIONAL

Optional Chassis		Fiat Ducato 43 Heavy	Fiat Ducato 43 Heavy
Maximum power	kW (hp)	117 (160), 130 (180)	118 (160), 130 (180)
Weight in running order ^(J)	kg	3.082	3.108
Payload (approx.) ^(F)	kg	1.168 ^S / 1,318 ^O	1.142 ^S / 1.292 ^O
Maximum total weight ^(C)	kg	4.250 ^S / 4.400 ^O	4.250 ^S / 4.400 ^O



912 E

105 (140)

741 / 233 / 294

218 / 213

3.078

422^S / 572^O

3.500^S / 3.650^O

4^S

34 / 33 / 49

218 × 90^{min} / 120^{max} × 109

93 × 115 / 93 × 115

4^S + 1^O

- / -

-

190 × 148

200 × 115^O

196 × 150

140

28 × 28

1 / 5 / (1+2)

1 / -

Fiat Ducato 43 Heavy

119 (160), 130 (180)

3.108

1.142^S / 1.292^O

4.250^S / 4.400^O



PACKS

CHASSIS PACK

+ 26,4 KG

- Manual single-zone air conditioning for cab, Fiat original part
- Traction+, Hill Descent
- Cruise control
- Height adjustable passengers cab seat
- Steering wheel radio control
- Passengers airbag
- Steering wheel and gear lever in real leather, Fiat original part
- Dashboard display with chrome-coloured profile, Fiat original part
- Dashboard "Techno" with aluminium frames around warm air vents, Fiat original parts

Pack value	2.663 €
Saving	-647 €

Pack price

2.016 €*

SAFETY PACK

+ 4,2 KG

- Parking sensors, front (4 pieces)
- Parking sensors, rear (4 pieces)
- Antitheft system, volumetric and perimetric, with remote control integrated in the chassis key
- Antitheft window sensors (6 pieces, only possible with anti-theft system)

Pack value	1.680 €
Saving	-504 €

Pack price

1.176 €*

SUMMER PACK

+ 74,0 KG

- 2,200 W Air conditioning living area
- External shower (cold water)
- Awning (manual) 5 m, exterior paint white

Pack value	3.192 €
Saving	-672 €

Pack price

2.520 €*

WINTER PACK

(AIR HEATING SYSTEM)

+ 13,0 KG

- Heating Combi 6E
- Heated floor (part of floor)
- Device permitting remote control of the heater via smartphone⁽³⁾

Pack value 1.344 €

Saving -504 €

Pack price

839 €*

WINTER PACK

(WATER HEATING SYSTEM)

+ 67,0 KG

- Heating system, hot water heating
- Heated floor (part of floor)
- Device permitting remote control of the heater via smartphone⁽³⁾

Pack value 3.269 €

Saving -833 €

Pack price

2.436 €*

ACCESSORIES

Code No.	Accessories	Price €*	Kg	909 E	909 LE	912 E
CHASSIS AND CAB						
1LR	16" Alloy wheels Fiat original parts, Heavy chassis (4 pieces)	300 €	0,0 kg	0	0	0
140	Automatic air conditioning for cab, Fiat original part (price difference on manual air conditioning)	406 €	0,0 kg	0	0	0
AT9-140	Automatic transmission for engine 140 BHP (possible only with Eco Pack cod, 0AA), 16" tyres obligatory	2.800 €	48,0 kg	0	0	0
AT9-160-180	Automatic transmission for engine 160 BHP and 180 BHP, 16" tyres obligatory	2.800 €	33,0 kg	0	0	0
2734600	Chassis Fiat Heavy 4,250 kg	1.210 €	40,0 kg	0	0	0
2734602	Chassis Fiat Heavy 4,400 kg (possible only with 160 BHP or 180 BHP)	1.426 €	40,0 kg	0	0	0
3065127	Diesel tank 90 l, Fiat chassis	84 €	12,0 kg	0	0	0
0AA	Eco Pack Start & Stop function incl. booster (not in conjunction with 120 bhp, 140 bhp optional, 160 bhp and 180 bhp standard)	280 €	2,0 kg	0	0	0
5QD	Engine battery cut off switch, Fiat original part	50 €	0,0 kg	0	0	0
3056219	Engine Fiat 2,3, 160 BHP, Euro 6d Temp, including Eco Pack	2.430 €	15,0 kg	0	0	0
3056223	Engine Fiat 2,3, 180 BHP, Euro 6d Temp, including Eco Pack	3.930 €	15,0 kg	0	0	0
FD6	Fifth seat with removable seat	583 €	11,0 kg	0	-	-
2026176	Fog lights	335 €	2,0 kg	0	0	0
2043605	Increased weight 3,650 kg, Fiat Light chassis	217 €	0,0 kg	0	0	0
LED	LED headlights	1.000 €	2,0 kg	0	0	0
320	Steering wheel and gear lever in real leather, Fiat original part	248 €	0,3 kg	0	0	0
365	TPMS tyre pressure checking system	185 €	0,5 kg	0	0	0

INTERIOR ACCESSORIES

2989118	22" TV LED DVD, with decoder and adjustable TV stand, entrance area	867 €	7,5 kg	0	0	0
3171460	32" TV LED DVD, with decoder and adjustable TV stand, entrance area	1.175 €	10,3 kg	0	0	0
FD1	Adjustable TV stand at entrance area/above fridge	137 €	3,0 kg	0	0	0
FD7	Bed in the lounge (single bed) with telescopic table leg	295 €	10,0 kg	0	0	0

(*) Prices ex-works quoted without local VAT and without local taxes. Please note the information and explanations on the last page.

S = Standard

O = Option

– technically not possible

Code No.	Accessories	Price €*	Kg	909 E	909 LE	912 E
55513	Gas detector	188 €	2,0 kg	O	O	O
FO	Gas oven with grill	530 €	17,0 kg	O	O	O
C30	Second battery for living area	263 €	27,0 kg	O	O	O
EX	Upholstery Alba	383 €	0,0 kg	O	O	O
EE	Upholstery Firenze, leatherette	550 €	0,0 kg	O	O	O
TT2	Upholstery Udine	550 €	0,0 kg	O	O	O
KN	Upholstery Vip Club, real leather, made in Italy	2.366 €	4,0 kg	O	O	O

EXTERIOR ACCESSORIES

2059419	120 W Solar panel with control and fixing brackets	726 €	15,5 kg	O	O	O
FF1	Awning (manual) 5 m, exterior paint white	1.184 €	37,5 kg	O	O	O
37831	Bicycle rack, foldable, with 3 bike rails	330 €	9,3 kg	O	O	O
37832	Bike rack fourth holder	77 €	1,0 kg	O	O	O
F44	External gas socket	193 €	1,0 kg	O	O	O
F33	Gas regulator	335 €	5,0 kg	O	O	O
FE4	Motorcycle loading ramp and aluminium plate for garage floor protection	195 €	10,0 kg	O	O	O
AN3	Satellite aerial 80 HD	1.950 €	17,0 kg	O	O	O
F23	Stabilising jacks	251 €	6,0 kg	O	O	O
67201	Tow hitch	1.106 €	35,0 kg	O	O	O

